

# ECONOrail™



## Double Wall Turning Vane System

### Economic Double Wall System

- Can be used with a variety of double wall vane
- Economic means to install double wall rail and vane
- Easily attach vane to rail without the use of fasteners
- No special tools are required to fasten rail to duct
- Fabricated with precision equipment
- Available in specialty metals



**DUCTMATE®**  
Industries, Inc.

## DESCRIPTION

Double wall turning vane rail.

## BASIC USE

Simple means for securing double wall vane for the purpose of directing air around mitered elbows.

## SPECIAL CHARACTERISTICS

Precision stamped from hot-dipped galvanized steel.

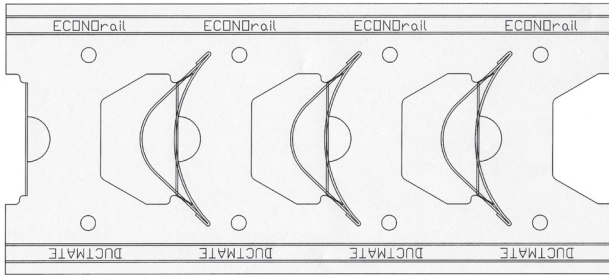
Available from stock through a nationwide distributor network.

Trained Ductmate personnel are available to assist with additional technical questions.

Available in 100 ft. quantities

Available in 22 or 24 gauge steel

Available in 2" or 4" turning vanes



## LIMITED PRODUCT WARRANTY

Ductmate warrants that ECONOrail, when properly installed and maintained, will be free from defects in material and workmanship, and will comply with all written specifications made by Ductmate at the time of sale. Ductmate's warranty shall run for a period of one year from the date of manufacture.

### Warranty Limitation

The warranty stated above is in lieu of all other warranties, express or implied, including but not limited to the implied warranties of MERCHANTABILITY AND FITNESS FOR A PARTICULAR PURPOSE. Although Ductmate may have suggested the product, or provided written or oral advice to the Purchaser, it is the Purchaser's responsibility to test and determine the suitability of ECONOrail, for the intended use and purpose, and Purchaser and/or its customer assumes all risk and liability whatsoever regarding such suitability.

### Limitation of Liability


In the event of a breach of the above warranty, Ductmate's sole obligation, and Purchaser's sole and exclusive remedy, shall be, at Ductmate's option, repair or replacement of any defective products, or refund of an applicable portion of the purchase price. Ductmate shall have no liability for costs of removal or reinstallation of the product. The Purchaser agrees that no other remedy, including but not limited to loss of profits, loss sales, injury to person or property, or any other special, incidental or consequential damages, shall be available to the Purchaser for any claim arising out of this Agreement, regardless of whether such claim is made in contract or in tort, including strict liability in tort. In no event will Ductmate be obligated to pay damages to the Purchaser in any amount exceeding the purchase price that the Purchaser paid to Ductmate for the allegedly defective product.

## PACKAGING INFORMATION


Part No.	Gauge	For Vane Size	Ft. per carton
2ERGA22	22	2"	100 ft.
2ERGA24	24	2"	100 ft.
4ERGA22	22	4"	100 ft.
4ERGA24	24	4"	100 ft.

## INSTALLATION INSTRUCTIONS


1. Measure the ductwork and cut the vane and rail to the appropriate lengths.




2. Align double wall vane on the two lengths of rail and press the vane into place.



3. Using a hammer, bend over the vane to secure it onto the rail.



4. Insert vane and rail assembly into the ductwork and secure using standard self-drilling screws. Secure rail to ductwork per SMACNA standards.



**Charleroi, PA**  
210 Fifth Street  
Charleroi, PA 15022  
724-258-0500

**Lodi, CA**  
810 S. Cluff Avenue  
Lodi, CA 95240-9141  
209-333-4680

*Additional Manufacturing and Warehousing in  
Monongahela, PA and Wagoner, OK*

1-800-245-3188 • [www.ductmate.com](http://www.ductmate.com)

© Copyright Ductmate Industries, Inc. All rights reserved.



Ductmate Is A Proud Member Of The Following Organizations:



Distributed By: